



In This Issue

- [A Word](#)
- Editor's Note
- [Network Activities](#)
- [On the Bench](#)
- [The Operating Room](#)
- [Tid-Bits](#)
- [ARRL Calendar](#)
- [TARA Calendar](#)
- [Reference Information](#)
 - Local Repeaters
 - Club Repeaters
 - Officer's/Committees
 - Meeting & Club info
 - Membership Application

Contact Us

- Via [Facebook](#)
- Via WWW.AC6EE.ORG
- U.S. Mail:
 - TARA
 - P.O. Box 134
 - Keene, CA 93531

A Word

Dan Mason, AB6DM, President

Greetings, TARA friends!

Field Day is almost here! Roughly two weeks away. We still need volunteers for a few things which we will display at the General Meeting. One extra thing that came up with is that we need a couple more E-Z Ups. If you can loan us one, it would be appreciated. Nevertheless, we will get the essentials all done, and hit Field Day running. We will get a few notable guests again this year.

Our 10M Tech net is getting more popular. We got 8 check-ins at one point. 10M opened at one of the nets where we got a check-in from Japan!

Our VE sessions are getting both new and upgrade hams every time. Get yourself ready for an upgrade or bring us some new blood.

EDITORS' Note:

The Dummy Load will not be published in July and August. Start now to make notes and take photos of your summer hamming adventures. Submit your "what-I-did-last-summer" stories for the September edition.

Send them to w6qpa@ac6ee.org by 6 September 2024.

73 ...Ray, W6QPA & Stephen, KN6ZGI

Network Activities

Dan Mason, AB6DM

I really like nets. I call into 4 every week, and one other on rare occasion. Additionally, when KK6WLQ and I go on vacation, we seek out a local net there to call into. The locals appreciate that we thought to join them while on vacation. Also, while we're away from home, we will check into nets via EchoLink. Some Nets I call are:

Sunday TARA ERT Net at 7:00 PM on the W6SLZ repeater

Sunday BVERT Net at 7:30 PM on the W6SLZ repeater

Monday Western Kern County ARES Net at 7:00 PM on the W6LIE repeater where I report our TARA ERT numbers

Wednesday TARA Just Because Net at 7:00 PM on the W6SLZ repeater

Saturday 10M Tech Net at 6:00 PM on 28.350 MHz USB

And on rare occasions the Mission Trails Net on the air 365 days a year at 8:00 Pacific Time, Frequency 3857.5 KHz, Mode LSB

Valerie Mason, KK6WLQ

I participate in the TARA Emergency Radio Team Sunday night net of who is available to operate our ham radios for communications in an emergency. I help run it on my months as well. I don't remember when it started, but it has been active for a few years.

Next is Wednesday night "Just Because Net" which is having general ham related conversations and questions. It was started during what is now called/termed covid for people to be able to communicate in general conversation about experiences with ham radio and questions about equipment etc. on a weekly basis. It's been popular. Thank you to all who participate. My husband, Dan Mason AB6DM, usually runs it, but others are welcome to run it. Just let us know so he can set you up.

I also help run our BVERT Net on my month. That one is at 7:30 PM, right after the 7:00 pm net on Sunday evening. This is a team who are working with BVS directly. When there is an emergency, be part of a team that gets deployed from the people running the team. We have 3 people at the top who contact us when we are needed. Same for the Tehachapi in general emergency team. If interested in helping, please contact Dick Brown - W6SLZ or Dan Mason - AB6DM for more info. We need more people.

Otherwise, Field Day's, DX Contest and such. Just participate in those.


On the Bench

This is a semi-regular column for members to share the off-the-air aspects of their ham radio activities. Using a sports metaphor, on-the-bench refers to a player not currently active in the game. So, applying that in a ham radio context, what is “On-the-(work)bench” in your shack?


QRP Labs QMX Build

Ray Gretlein, W6QPA

I finally got around to building the QMX kit I bought last year. The QMX is a feature-packed, high performance, 5-BAND 5W, CW and Digi-modes transceiver kit, including embedded SDR, 24-bit 48 kbps USB sound card, CAT control, synthesized VFO with TCXO reference. (See this website for the details). All the capability in this small package also makes it the most challenging assembly project I've tackled. It's comprised of five PC boards with a host of surface-mount components pre-installed (or I would not have even tried it).



After a number of hours, I had the boards populated with through-hole resistors, capacitors, diodes, and many hand-wound toroid inductors and transformers.



Once the boards were mated and stacked, I ran through the pre-powerup instructions and checked everything (so I thought), connected a dummy load and applied power using a current-limiting lab power supply dialed down to 7 volts, the minimum voltage to run the digital portion of the radio and current-limit set at 150 mA. It came up, no smoke, no smell of burnt components. Success!

When first assembled the radio has no software just a bootloader. When connected to a PC via the USB cable, QMX bootloader makes the QMX's memory appear as a "USB drive". I was able to download the current revision of the software from the QRP Labs website and copy it to the "USB drive". With the software thus installed, the radio is supposed to restart and come to life ... nada, zip, nothing, no display, no static, nothing. FAIL!!

That sent me down a several days long path (interrupted by HamVention but that's another story) of looking for possible issues, scouring the internet and reading the schematics and documentation over and over. Upon returning from HamVention, I pursued the ideas that came to mind. One was suggested by Will, WA6LDQ, see if the digital side of the radio was alive and accessible. If it is alive it presents to the computer as a virtual comm port and a sound card. Sure enough, while nothing else on the radio was visibly working, it did appear with a comm port on the PC. I opened a terminal emulator (PuTTY) and opened a connection.

The QMX has a lot of processing capacity. It uses a 168MHz 32-bit ARM Cortex M4 microcontroller (STM32F446). This not only runs the SDR radio, it has enough power left to provide a host of built-in test tools. It was reachable and provided access to the hardware diagnostics.

```

COM3 - PuTTY

Supply
Voltage:      9.1 V

3V3 SMPS
Frequency:    116666 Hz
Status:       SMPS
Voltage:      3.32 V
Duty max:     38 %
Duty cycle:   33 %

5V SMPS
Status:       [redacted]
Voltage:      [redacted]
Duty max:     58 %
Duty cycle:   58 %

BIAS SMPS
Status:       OFF
Current:      [redacted]
Duty max:     50 %
Duty cycle:   [redacted]

Controls
Left enc. btn:
Left btn:
Right btn:
Right enc. btn:
Left enc.:
Right enc.:

Inputs
Paddle dah
Paddle dit

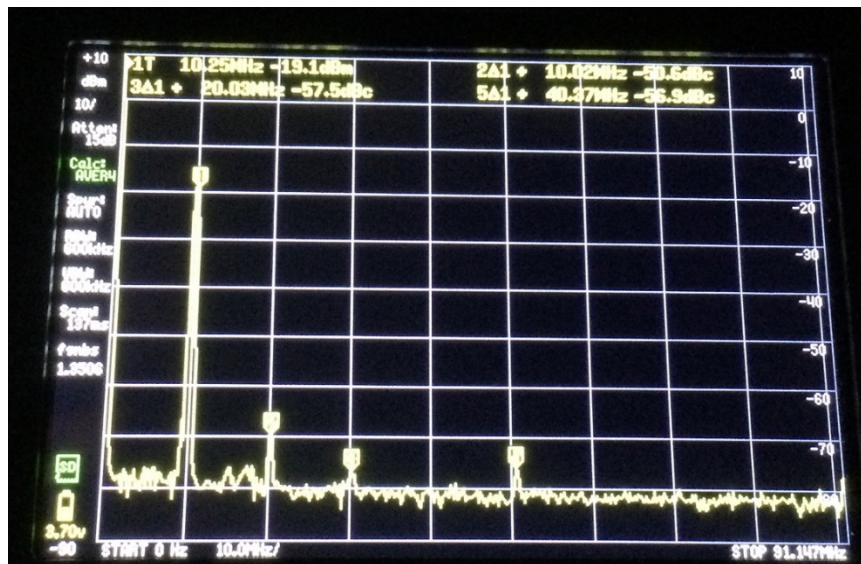

Transmitter
Enabled?
Frequency:
PIN fwd bias:
PTT signal:  --OFF--
RF output:   --OFF--
Voltage:     0.2 V
Power:
SWR:
  
```

The diagnostics pointed straight to one of the two switching power supplies (SMPS) – the 5 Volt board was only producing a couple of volts so nothing but the digital portion was running.

After digging around a bit more I found that I had misinterpreted one of the instructions and left a solder connection un-soldered (red circle). That connection provides the processor with the value of the voltage being produced by the 5V SMPS. This is the feedback to the processor so it can manage the duty cycle of the power supply. Since it couldn't communicate with the power supply, it shut it down to avoid damaging the radio. Good safety design! Soldering that pin corrected the issue and the radio came to life.



Before putting a new build on the air, I like to make sure it is compliant with our FCC requirements and its own design specs. My test configuration uses a digital oscilloscope to check the RF voltage being generated into a dummy load from which the power output is calculated. I also use a TinySA Spectrum Analyzer (photo at right) to check that the signal produced meets the requirements that spurious signals (harmonics) are at least -43 dB below the fundamental signal. Here is the test configuration for the TinySA. It is fed the output of the radio through several attenuators to get the signal level to a value that will not destroy the spectrum analyzer.



Here is the 30 meter spectrum graph showing the harmonic levels for the 2nd, 3rd and 5th harmonics are -50.6 dBc, -57.5 dBc and -56.9 dBc respectively. All the bands showed their harmonics were well below the minus 43 dBc requirement of Part 97.307(d).

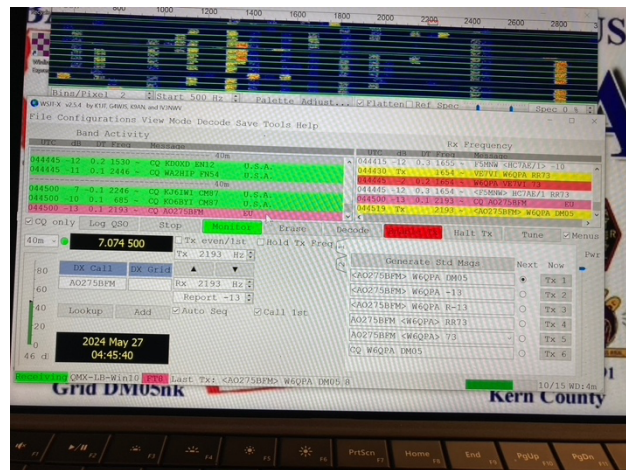
The other check I run is to see if the radio is producing near the design power, if not I have to go back and adjust tuning of filters to make it right. This build came close enough.

RF Output Power Watts

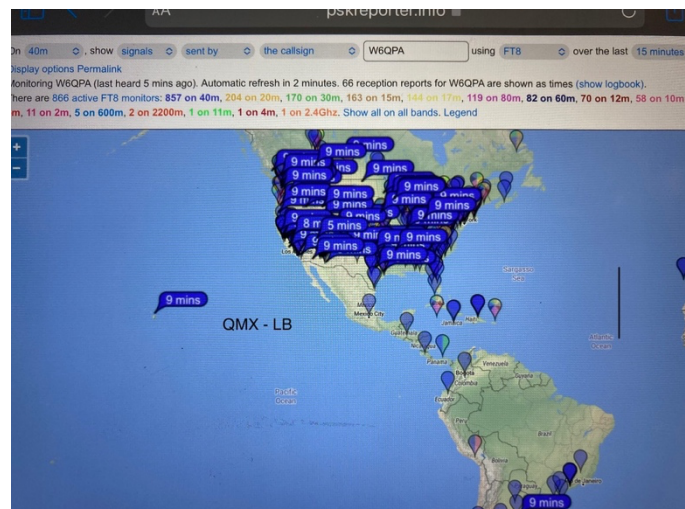
Band	Impedance (QRPLabs Dummy load) Measured with MFJ-226 Antenna Analyzer	RVS RF voltage (Siglent SDS-1202 oscilloscope)	Calculated Power [P=(Vrms*Vrms)/ Impedance]	QMX internal Meter	QRPGuys Pwr/Swr/Dummy Load (Impedance 49.3 across these bands)	Average of Measurements
20	48.0	13.84	4.0	3.9	4.1	4.0
30	49.2	14.95	4.5	4.8	4.9	4.8
40	49.8	14.84	4.4	4.6	4.5	4.5
60	50.2	15.22	4.6	4.7	4.6	4.6
80	50.4	14.73	4.3	4.8	4.6	4.6

Everything checked out so I went for on the air tests.

First was FT8 which netted a number of contacts in the first few minutes.



PskReporter shows it was getting out on 40 meters pretty well! Across the US, Alaska, Hawaii and Argentina.



Next check was to see how CW was performing.

22:51 Sun May 26 reversebeacon.net

REVERSE BEACON NETWORK Hosted by www.dxwatch.com SSN:148 SFI:156 A:10 K:1 DxWatch Callsign Lookup:

welcome main dx spots nodes FT8 downloads about contact us

With QMX at 4.6 watts

Leaflet | © OpenStreetMap contributors

630m 160m 80m 60m 40m 30m 20m 17m 15m 12m 10m 6m 4m 2m

Consider supporting the RBN! Donate

Unfreeze Zoom Max rows: 10 Max age: 10 Minutes New spots: 2

Show Elements: map distance mi distance km freq mode type snr speed time seen

Show Spotters Advanced Mode CW Speed: Min all Max all Copy URL to Clipboard

Spotter (de) Spotted (dx)

callsign spotter-callsign W6QPA

spotter	spotted	distance mi	freq	mode	type	snr	speed	time	seen
KA7OEI	W6QPA	555 mi	14029.0	CW	CQ	16 dB	17 wpm	0551z 27 May	now

The Reverse Beacon Network shows the rigs reach on 20 Meters running CW at about 4 watts (the graphic was labeled in error) covered the eastern US, down to the Caribbean and into Great Britain.

This project has been a challenging but fun learning experience ... those that don't work out of the box always teach more than those that work without issue. I like this little radio ... so much in fact that I've bought another to cover the upper HF ham bands of 20, 17, 15, 12, 11 and 10m.

The Operating Room

This is a semi-regular column for club members to share the on-the-air aspects of their ham radio activities.

Portable in Ohio at Hamvention

Ray Gretlein, W6QPA

I finally made one of my “bucket list” trips. I went to the QRP Amateur Radio Club International’s (QRParci) Four Days in May (FDIM) conference that is held coincident with the Dayton HamVention. I was joined on this adventure by Will Perry, WA6LDQ; Phil and Sylvia Dolber (former TARA members) W6WBT & KD6UUC; Dale and Mel Snider, K0BGL; and John Rue, KK6WKX.

The house we rented, in Yellow Springs Ohio, was on about 5 acres and secluded; with plenty of yard area to pitch my SOTABeams 40-30-20 meter linked dipole.

There really is an inverted-vee antenna on a 17 ft mast in the woods photo ... it is stealthy!

In addition to the antenna, I brought:

- QRPLabs QCX-mini on 20 meters
- Begali Traveler paddles
- Apple EarPods
- Microsoft Surface for logging
- BioLite 74 whr LI battery bank -- PD compatible
- Home built PD trigger to provide 12 volts from the battery pack



My operating position was the sunporch on the back of the house. Will, WA6LDQ was providing encouragement and coaching as I began chasing POTA activators.

Operating from the mid-continent of the US proved very successful. I made nine POTA contacts on 20 Meters running just under 5 watts.

I was even more delighted to find my 5 watts was heard in France, England, Puerto Rico and the Caymen Islands.

No wonder the mid-continent and east coast hams get DXCC so easily ... there are lots of European countries in easy reach!

Consider supporting the RBN! [Donate](#)

Max age:

Show Spotters [Ad](#)

CW Speed: Min [Copy](#)

Spotter (de) **Spotted (c)**

callsign


spotter	spotted	distance mi	freq	mode	type	snr	speed	time
K3PA-1	W6QPA	1335 mi	14057.5	CW	CQ	3 dB	18 wpm	0102z 20 May
G4IRN	W6QPA	5241 mi	14057.5	CW	CQ	12 dB	18 wpm	0101z 20 May
ZF9CW	W6QPA	2606 mi	14057.5	CW	CQ	19 dB	18 wpm	0101z 20 May
K5TR	W6QPA	1245 mi	14057.5	CW	CQ	6 dB	18 wpm	0100z 20 May
KP3CW	W6QPA	3419 mi	14057.5	CW	CQ	14 dB	18 wpm	0100z 20 May
F6IIT	W6QPA	5630 mi	14057.5	CW	CQ	7 dB	18 wpm	0100z 20 May

Version: v2.2.2

License Upgrades This Month


Stephen Lee, KN6ZGI

As you know our club holds VE Amateur Radio License Exam sessions at 538 East Tehachapi Boulevard every other month. This month we had two testing for upgrades: James Boyd testing for General and Ray Gretlein trying for Extra. Dave Walter also upgraded, although he tested on-line due to a schedule conflict. All three passed their tests! Sorry, we didn't have a photo of James at press time.



Dave Walter, WA5GUL, holding his Extra class test certificate.

And Ray Gretlein, W6QPA with his Extra class upgrade Thanks to Dave Walter, WA5GUL, for the “nudge” and study-buddy support!



TidBits

A collection of miscellaneous mostly amateur radio related items.

Early Amateur Radio Licensing

David Walter - WA5GUL

First Amateur Radio Callsigns: Ham Radio Callsigns

Initially amateur radio stations did not use callsigns, but as the numbers of stations increased along with regulation and licenses, so callsigns were introduced.

Initially amateur radio stations did not use callsigns. There was no need as so few stations were transmitting that identification in that way was not needed.

As the number of stations started to rise, a more formal way of identification became necessary. Even though the distances being covered were still relatively small, the use of a callsign was a more specific form of identification than using a name - a little like using a handle on CB these days.

Early callsigns

Before there was any mandatory use of callsigns, their concept started to be introduced.

With stations needing to make contact via Morse in the early days, giving a full name was rather long winded and first names could be duplicated.

The use of a callsign gave a nearly unique way of quickly identifying a station. Typically about three letters were used, often the operator's initials.

First UK amateur radio callsigns

In the UK the Postmaster General, who was responsible for all wireless telegraphy reported on the increasing number of licenses granted for private experimentation with wireless systems to the British Parliament. There was a steady number of applications being submitted, most of which appear to have had licenses granted.

With the requirement for regulation of the first amateur radio licenses, or as they were known experimenters' licenses, it was necessary to easily identify each station uniquely.

In the UK in May 1910, the Postmaster General sent out a letter to each of the holders of these first amateur radio licenses or experimental license holders to inform them that he had: "... found it desirable to lay down a general rule that each stations should have a distinctive call-signal and that each station, when signaling, should begin each transmission with the callsign of the station with which it desires to communicate and end it with its own callsign."

Along with this announcement the 'call-signals' for each station - one for each location if one licensee had stations at more than one location - were allocated. These British first callsigns consisted of three letters.

First amateur radio callsigns in USA

The situation was rather different within the USA. There was no licensing of amateur radio stations within the USA until the Radio Act of 1912 became law. Until this time the early radio amateurs had allocated themselves callsigns on an ad hoc fashion.

Despite this, the Modern Electrics magazine published a listing of US stations and their callsigns (self-assigned) in a 1909 issue of their magazine. It listed the name and broad location of the station along with the call-letter which normally consisted of three letters, although a number had fewer letters, one having just the letter 'H' and others having a number as well like '3B'. It also listed the approximate wavelength on which they transmitted along with the spark coil length or the transmitter power.

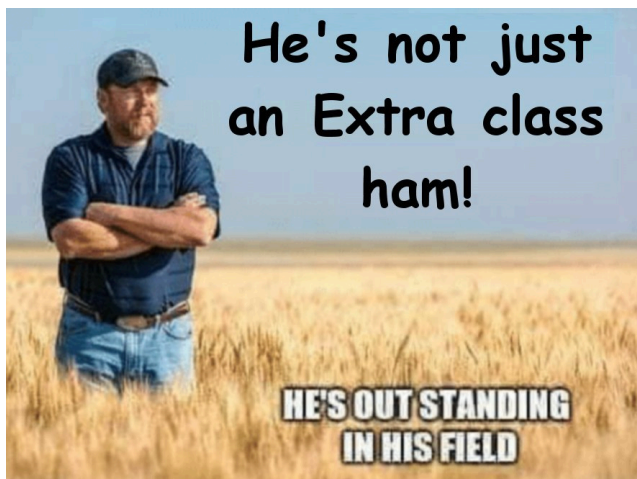
However, as licenses became necessary the stations were issued with callsigns.

These were initially issued by the US Department of Commerce, and the Government Printing Office, published annual lists of all US radio stations - amateur, commercial, and government stations all being listed together.

Later, the US Commerce Department began issuing separate call books for amateur stations.

Humorous

David Walter - WA5GUL



Laura Sherrod - KI6EOG

You're getting old when you're sitting in a rocker, and you can't get it started.

The aging process could be slowed down if it had to work its way thru congress.

ARRL Contest Calendar

This page provides a summary of events sponsored by the ARRL, the national association for amateur radio. The most current information is on the website at:

<http://www.arrl.org/contest-calendar>.

Another source for contest and on-the-air activity is WA7BNM Contest Calendar at

<https://www.contestcalendar.com/weeklycont.php>

June 2024

- 1-2 [International Digital Contest](#)
- 8-10 [June VHF](#)
- 15 [Kids Day](#)
- 22-23 [Field Day](#)

July 2024

- 13-14 [IARU HF World Championship](#)

August 2024

- 3-4 [222 MHz and Up Distance Contest](#)
- 17-18 [10 GHz & Up – Round 1](#)
- 18 [Rookie Roundup– RTTY](#)
- 24-25 [EME - 2.3 GHz & Up](#) No ARRL Contests

September 2024

- 14-16 [September VHF](#)
 - 21-22 [EME - 2.3 GHz & Up](#)
 - 21-22 [10 GHz & Up - Round 2](#)
-

TARA Calendar

This page is a summary of events sponsored by or involving our club.

All dates are subject to change. Please check the club Facebook and [website](#) for updates.

June 2024

- 1, 8, 15, 22, 29 — 1800 hrs, 10 Meter Technician Net every Saturday on 28.350 MHz
- 2, 9, 16, 23, 30 — 1900 hrs, TARA Net (W6SLZ VHF rpt, 146.70 - / 123.0)

- 2, 9, 16, 23, 30 — 1930 hrs, BVS ERT Net (ARES) (W6SLZ VHF rpt, 146.70 - / 123.0)
- 5, 12, 19, 26 – 1900 hrs “Just Because” Net (W6SLZ VHF rpt, 146.70 - / 123.0)
- 6 – 1900 hrs, TARA Board Meeting, Via Zoom (invite via email)
- 8 — 0830 hrs, TARA Club Breakfast at P-Dubs, 20800 Santa Lucia St, Tehachapi, CA 93561 Reserve a spot with [Valerie Mason](#) by 1 June.
- 8 — 11:00 hrs, VE Amateur Radio License Exam, 538 East Tehachapi Boulevard
- 13 – 1800 hrs, TARA Club Meeting Tehachapi Police Department, 220 W C St, Tehachapi
- 21-23 – ARRL Field Day, High Country Park, Bear Valley Springs. Setup Friday Afternoon, Operating Saturday through Sunday 11:00 AM.
- 29 —0800 hrs, BVS Emergency Radio Team Breakfast at BVS Mulligan Room. Reserve a spot with [Valerie Mason](#) by 15 June.

July 2024

- 3, 10, 17, 24, 31 – 1900 hrs “Just Because” Net (W6SLZ VHF rpt, 146.70 - / 123.0)
- 6, 13, 20, 27 — 1800 hrs, 10 Meter Technician Net every Saturday on 28.350 MHz
- 7, 14, 21, 28 — 1900 hrs, TARA Net (W6SLZ VHF rpt, 146.70 - / 123.0)
- 7, 14, 21, 28 — 1930 hrs, BVS ERT Net (ARES) (W6SLZ VHF rpt, 146.70 - / 123.0)
- 4 – 1900 hrs, TARA Board Meeting, Via Google Meet (invite via email)
- 11 – 1900 hrs, TARA Club Meeting, Tehachapi Police Department Conference Room, 220 W C St, Tehachapi.
- 13 — 0830 hrs PDT, TARA Club Breakfast at Kelcy’s Restaurant, 110 W Tehachapi Blvd, Tehachapi, CA Reserve a spot with [Valerie Mason](#) by 6 July
- 16 — 12:00 PDT Tehachapi Chamber of Commerce Luncheon
- 27 — 0800 hrs, PDT, BVS Emergency Radio Team Breakfast at BVS Mulligan Room... Reserve a spot with [Valerie Mason](#) by 13 July

August 2024

- 1 – 1900 hrs, TARA Board Meeting, Via Google Meet (invite via email)
- 3, 10, 17, 24, 31 — 1800 hrs PDT, 10 Meter Technician Net every Saturday on 28.350 MHz
- 4, 11, 12, 25 — 1900 hrs , TARA Net (W6SLZ VHF rpt, 146.70 - / 123.0)

- 4, 11, 12, 25 — 1930 hrs PDT, BVS ERT Net (ARES) (W6SLZ VHF rpt, 146.70 - / 123.0)
- 7, 14, 21, 28 — 1900 hrs PDT “ Just Because” Net (W6SLZ VHF rpt, 146.70 - / 123.0)
- 8 – 1900 hrs, TARA Club Meeting, Tehachapi Police Department Conference Room, 220 W C St, Tehachapi.
- 10 — 0830 hrs, TARA Club Breakfast at CA P-Dubs, 20800 Santa Lucia St, Tehachapi, CA 93561. Reserve a spot with [Valerie Mason](#) by 3 Aug
- 10 — 11:00 hrs, VE Amateur Radio License Exam, 538 East Tehachapi Boulevard
- 24 —0800 hrs, BVS Emergency Radio Team Breakfast at BVS Mulligan Room... Reserve a spot with [Valerie Mason](#) by 10 Aug.

September 2024

- 7, 14, 21, 28 — 1800 hrs, 10 Meter Technician Net every Saturday on 28.350 MHz
- 1, 8, 15, 22, 29 — 1900 hrs, TARA Net (W6SLZ VHF rpt, 146.70 - / 123.0)
- 1, 8, 15, 22, 29 — 1930 hrs, BVS ERT Net (ARES) (W6SLZ VHF rpt, 146.70 - / 123.0)
- 4, 11, 18, 25 – 1900 hrs “Just Because” Net (W6SLZ VHF rpt, 146.70 - / 123.0)
- 5 – 1900 hrs, TARA Board Meeting, Via Zoom (invite via email)
- 12 – 1800 hrs, TARA Club Meeting Tehachapi Police Department, 220 W C St, Tehachapi
- 14 — 0830 hrs, TARA Club Breakfast at Kelcy’s Restaurant, 110 W Tehachapi Blvd, Tehachapi, CA. Reserve a spot with [Valerie Mason](#) by 1 September.
- 28 —0800 hrs, BVS Emergency Radio Team Breakfast at BVS Mulligan Room. Reserve a spot with [Valerie Mason](#) by 15 September.

Reference Information

Local Repeater Information				
BVS APRS Digipeater	144.390	No tone	AC6EE-3	APRS
BVS Repeater Backup Freq.	146.700 145.580	123.0 Hz Tone Simplex	W6SLZ	Open Machine

Local Repeater Information				
BVS Repeater	440.625	100.0 Hz Tone	W6SLZ	Open Machine (WIN System node)
Tehachapi Repeater (Cummings Mtn.)	442.925(+)	141.3 Hz tone	KI6HHU	On the KERN System
Tehachapi Repeater (Double Mtn.)	446.320(-)	151.4 Hz tone	KI6HHU	On the KERN System
Tehachapi Repeater	444.225	100.0 Hz TONE	KG6KKV	Overlooks Bakersfield
Tehachapi Repeater	447.120	67.0 Hz Tone	KR6DK	Linked to KR6DK Bilingual Repeater Network
DMR Repeater	442.675	Offset: +5.000 ColorCode: 1	K6RET	Brandmeister, Bakersfield, CA The location is in the Tehachapi Mountains near Cummings Mountain
DMR Repeater	442.225	Offset: +5.000 ColorCode: 1	K6GTA	Brandmeister, Located about halfway up Bear Mountain at about 3,200' coverage to west side of the mountain in Bear Valley Springs
Tehachapi Simplex	145.58	No Tone		Local Simplex
Tehachapi Simplex	146.54	No Tone		Local Simplex

In addition to the repeaters listed above the following repeaters, part of the Kern System, can be reached from locations throughout the Tehachapi area and much of the San Joaquin Valley. They are linked together and more information may be found at <http://www.KernSystem.org>

KERN System Linked Repeaters				
Frazier Mountain (8,000')	447.860	141.3 Hz Tone	KK6AC	Jerry Garis
Cummings Mountain (7,800')	442.95	141.3 Hz Tone	KI6HHU	Lee Bouchard
Double Mountain (8,000')	446.320	151.4 Hz Tone	KI6HHU	Lee Bouchard

ARRG Linked Repeaters				
Cummings Mountain (7,800')	444.425	100 Hz Tone		

ATTENTION:

For those interested in monitoring dispatch for the Bear Valley Springs Police Department

- KCSO Eastern Dispatch — 460.225
- KCSO East TAC — 460.125

All dispatch for BVSPD will be handled by the Kern County Sheriff's Department

Club & Other Websites	
TARA website	http://www.ac6ee.org
TARA Facebook	https://www.facebook.com/TARAtchapiamateurradio/
Tehachapi-hams (email list)	https://groups.io/g/tehachapi-hams/
Antelope Valley Amateur Radio Club (AVARC)	http://www.k6ox.club/index.html
Kern County-Central Valley Amateur Radio Club (KCCVARC)	http://www.w6lie.org
ARRL	http://www.arrl.org

Club & Other Websites	
West Kern County Amateur Radio Emergency Services (WKCARES)	http://westernkerncountyares.org/index.html

Officers & Committee Chairs			
Officer/Committee Chair	Name	Call	Email
President	Dan Mason	AB6DM	ab6dm@arrl.net
1st Vice President	Dan Mason (Interim)	AB6DM	ab6dm@arrl.net
2nd Vice President	Ray Gretlein	W6QPA	w6qpa@ac6ee.org
Secretary/Treasurer	John Dyer	KM6DXY	km6dxy@ac6ee.org
Technical Director	Dick Brown	W6SLZ	db24130@sbcglobal.net
Web Page & FaceBook Committee Chair	John Dyer	KM6DXY	km6dxy@ac6ee.org
Hospitality Committee Chair	Valerie Mason	KK6WLQ	val3mason@yahoo.com
Public Affairs Committee Chair	Micah Martin	KN6VUT	kn6vut@ac6ee.org

Meeting and Club Membership Information

The Tehachapi Amateur Radio Association meets every second Thursday of the month at 7:00 PM (except for July - no meeting). Our meeting site is the Tehachapi Police Department Conference Room, 220 W C St, Tehachapi.

Member Annual Dues: \$25.00/year

Additional Family Member: \$12.50/per person

Membership Application

Download a copy of our Membership Application [here](#). Please share this with any friends, family or neighbors that are either hams or may be interested in amateur radio. Applications are accepted at all club meetings or you may mail your application along with the applicable dues to the club Post Office Box:

Tehachapi Amateur Radio Association (TARA)
P.O. Box 134
Keene, CA 93531